



Welcome to the National PTA Reflections Student Entry Portal. Please use these directions as you use the platform to create entries for the Reflections program. Be sure to coordinate with your [State Reflections Leadership](#) to ensure you are following all required steps and procedures.

Creating an Account	1
Creating an Entry – No Existing Applications	2
Creating an Entry – Existing Applications	5

Creating an Account

If you had a previous account, to log in choose “Log In” in the upper right corner. Complete the account information. If you have forgotten your password, choose “Forgot your Password” and follow with instructions to set a new password.

To create an account, choose “Register” in the upper right corner. Register with your Facebook, Twitter, or Google account. You can also complete the fields and select “Create Account” at the bottom of the page.

Apply

Register for an applicant account

For submission guidelines and deadlines, please contact your Local/State Reflections Chair.
Visit PTA.org/Reflections/Startyourprogram for information on contacting your State Reflections Chair.

Register with

f t G

OR

First name Last name

Email

Password

Confirm password

By registering for an account, you agree to our [terms of service](#) and [privacy policy](#).

☐ I'm not a robot

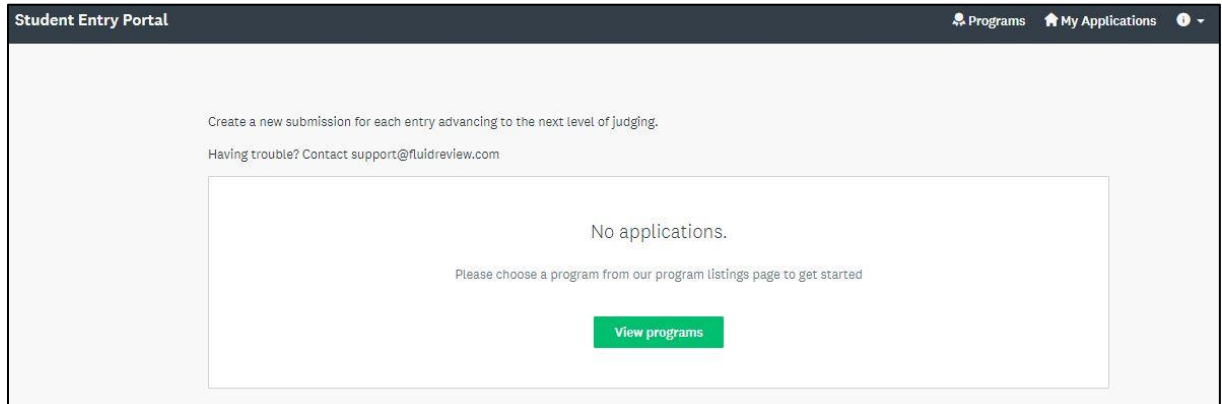
CREATE ACCOUNT



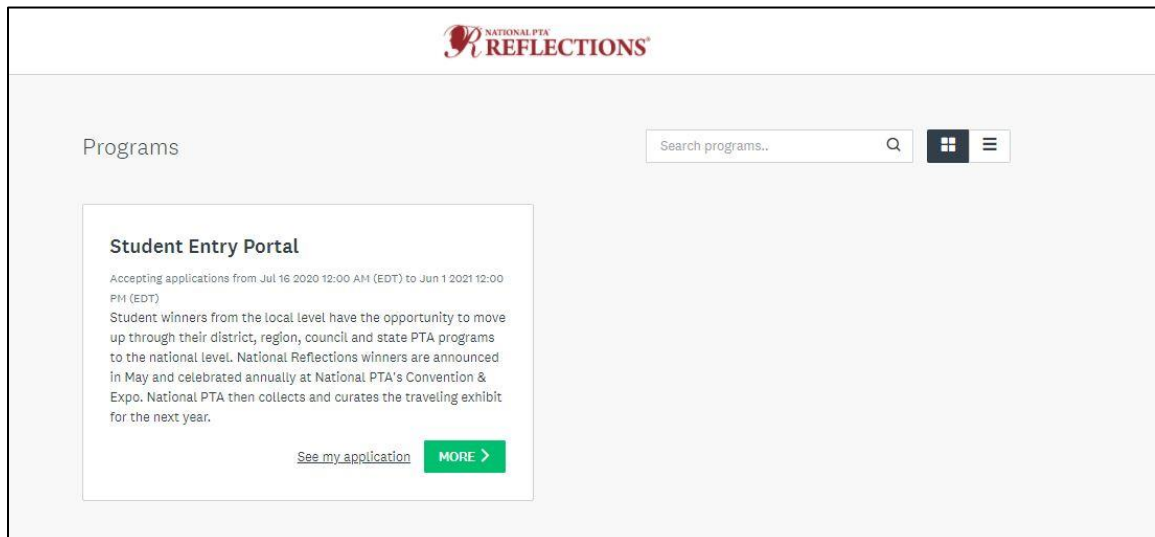
Creating an Entry – No Existing Applications

As a new user, you will have no existing applications on the site. Follow the instructions below to create a new application.

1. Click **View Programs**.



2. Click **MORE** under the Student Entry Portal.



3. Click **Apply**.



Student Entry Portal

Programs My Applications

NATIONAL PTA
REFLECTIONS

Student Entry Portal

National PTA's Reflections program provides opportunities for recognition and access to the arts which boost student confidence and success in the arts and in life. The theme for the 2020-2021 program year is I Matter Because.... Students submit their completed works of art in one or all of the available arts categories: Dance Choreography, Film Production, Literature, Music Composition, Photography, Visual Arts.

APPLY

Opens
Jul 16 2020 12:00 AM (EDT)

Deadline
Jun 1 2021 12:00 PM (EDT)

4. Enter the applicant's First and Last Name as prompted.

NATIONAL PTA
REFLECTIONS

8 Appli

ry Po

Reflec

st stu

progr

s or al

ture, M

Name your application

First and Last Name

75 characters maximum

CANCEL CREATE APPLICATION

Populating the new application:

1. Click **Entry Form (2020)**.

Student Entry Portal

Programs My Applications

0 of 1 tasks complete

Last edited: Aug 25 2020 07:10 PM (GMT)

REVIEW SUBMIT

Deadline: Jun 1 2021 04:00 PM (GMT)

Student Entry Portal

0000000015

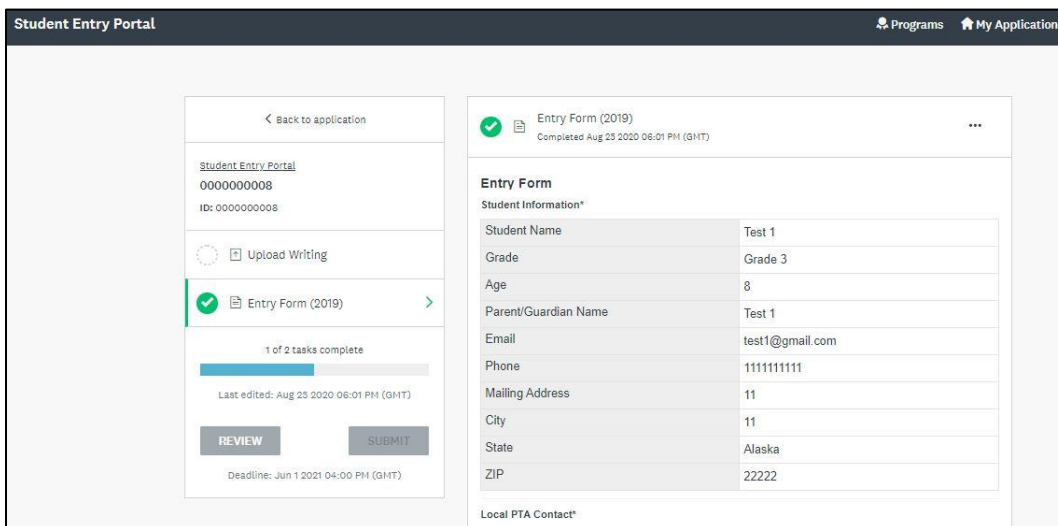
Preview

APPLICATION ACTIVITY

Your tasks

Entry Form (2019)

- Next, you must upload the student artwork (Dance or Film Video, Music audio and Notation, Visual Art or Photography Image). Please reference the files accepted by the platform to ensure you can upload your Reflections entries. Click **Upload** box.



Student Entry Portal Programs My Applications

[← Back to application](#)

[Student Entry Portal](#)

0000000008

ID: 0000000008

Upload Writing

Entry Form (2019) [→](#)

1 of 2 tasks complete

Last edited: Aug 25 2020 06:01 PM (GMT)

REVIEW **SUBMIT**

Deadline: Jun 1 2021 04:00 PM (GMT)

Entry Form (2019)
Completed Aug 25 2020 06:01 PM (GMT) ...

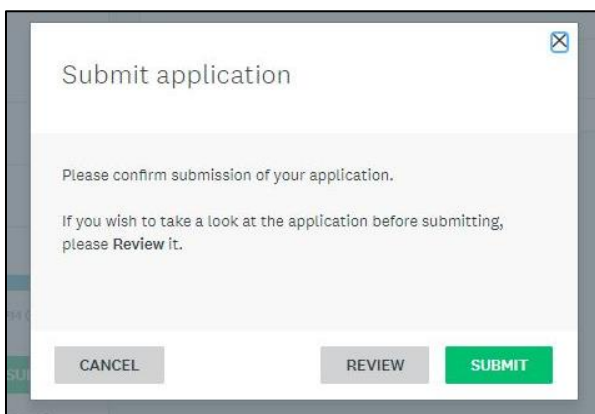
Entry Form

Student Information*

Student Name	Test 1
Grade	Grade 3
Age	8
Parent/Guardian Name	Test 1
Email	test1@gmail.com
Phone	1111111111
Mailing Address	11
City	11
State	Alaska
ZIP	22222

Local PTA Contact*

- Click **Mark Complete**.
- Click **Submit**. You will be prompted to **Review** or **Submit** the entry. **Please note: You cannot edit an entry once you choose to submit it. Make sure you review the entry to ensure all the information entered is correct. If you need to make edits to a submission, please work with your [State PTA Reflections leadership](#).**



Submit application

Please confirm submission of your application.

If you wish to take a look at the application before submitting, please [Review](#) it.

CANCEL **REVIEW** **SUBMIT**

- To view all applications, click **My Applications** in the top in the top right corner



Pages Programs **My Applications** User's Name

If you're experiencing difficulties creating more than one application, you can [reach out to the administrators of the site](#). If you are still experience issues, please contact your State Reflections Chair so they can liaise on your behalf.



Creating an Entry – Existing Applications

In the case where you've already created an application on the site and wish to create a new one:

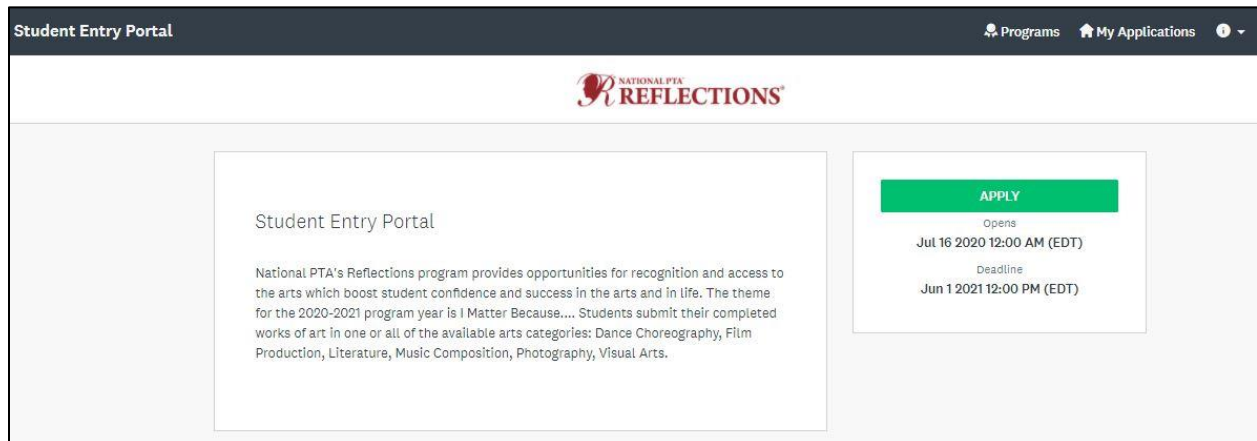
6. Click **Programs** in the top in the top right corner.



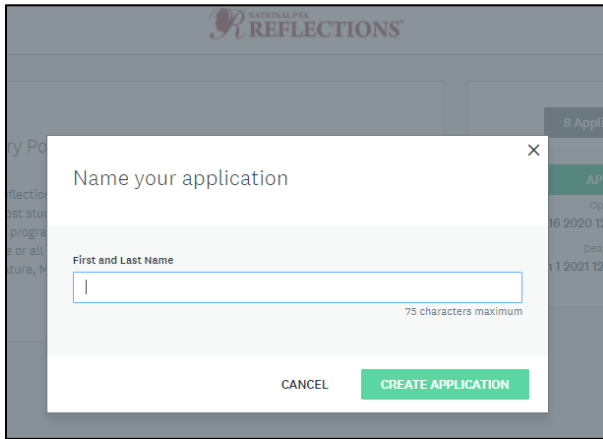
7. Click **MORE >** for the program you wish to apply for.



8. Click **Apply**.

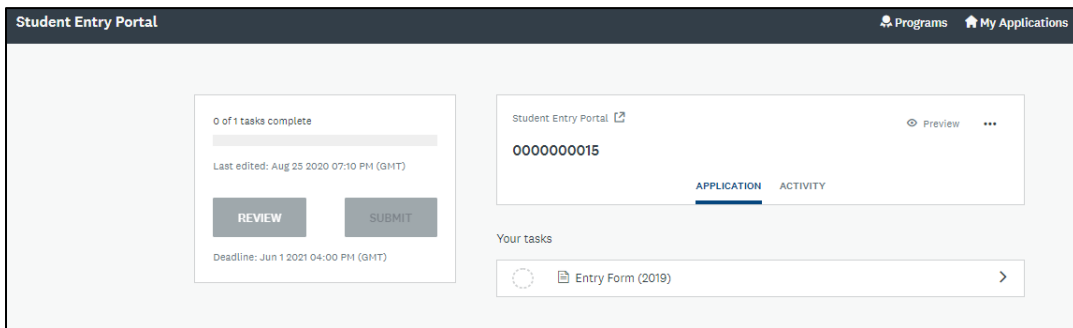


9. Enter the applicant's First and Last Name as prompted.

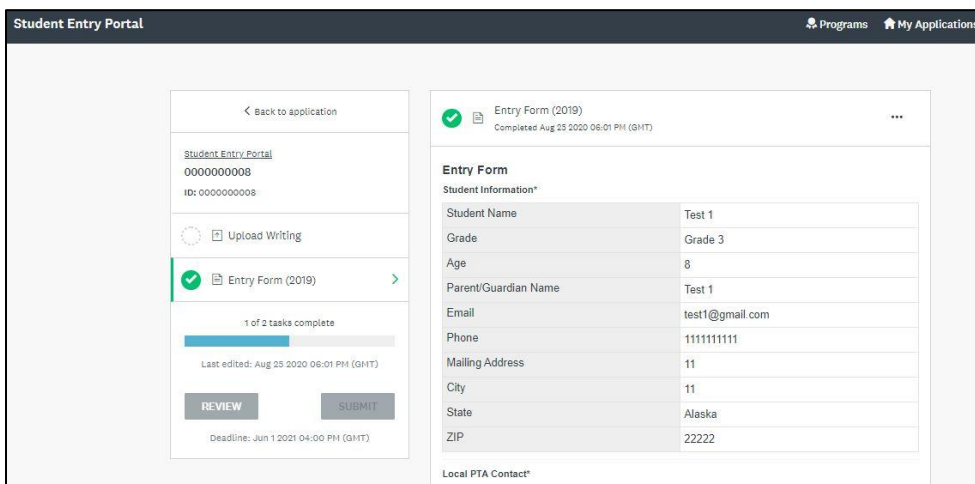


Populating the new application:

10. Click **Entry Form (2020)**.

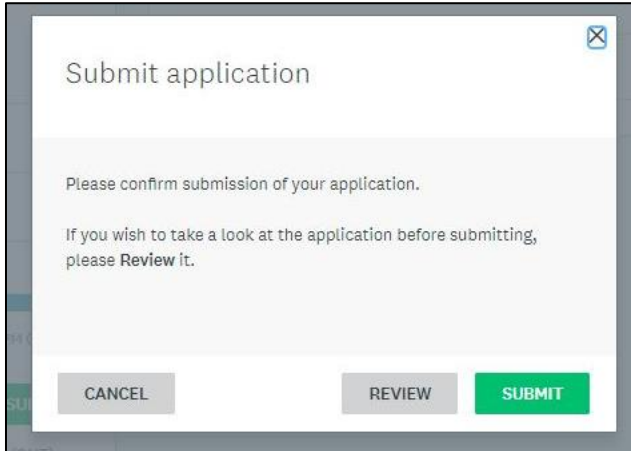


11. Next, you must upload the student artwork (Dance or Film Video, Music audio and Notation, Visual Art or Photography Image). Please reference the files accepted by the platform to ensure you can upload your Reflections entries. Click **Upload** box.



Student Information*	
Student Name	Test 1
Grade	Grade 3
Age	8
Parent/Guardian Name	Test 1
Email	test1@gmail.com
Phone	1111111111
Mailing Address	11
City	11
State	Alaska
ZIP	22222

12. Click **Mark Complete**.
13. Click **Submit**. You will be prompted to **Review** or **Submit** the entry. **Please note: You cannot edit an entry once you choose to submit it. Make sure you review the entry to ensure all the information entered is correct. If you need to make edits to a submission, please work with your [State PTA Reflections leadership](#).**



If you're experiencing difficulties creating more than one application, you can [reach out to the administrators of the site](#). If you are still experience issues, please contact your State Reflections Chair so they can liaise on your behalf.